

Name _____

Date _____

201 Chapter 4 Test Review

Complete the 2 proofs on the attached worksheet and odds on the other side of the worksheet.

This is a good review of 4.7

Review for the rest of the chapter...

(These may include repeat homework problems)

4.1 Triangle Sum and Exterior Angle Theorems, Classify Triangles

- p.221-222 #s 1-6, 13, 17, 21-26, 35-37

4.2-4.6 Proving Triangles Congruent and CPCTC

- SAS, SSS, ASA, AAS, HL
- Below are some proofs that were **not** assigned as previous homework. (I will post the solutions if you wish to check)
- P.238 #s 25, 27
- P.246 #s 38
- P.255 #s 31, 32
- P.263 # 6

4.7 Use attached worksheet

4.8 Skipped for now

Name _____

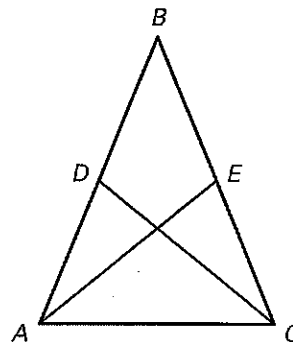
Date _____

LESSON
4.7**Practice C** *continued*

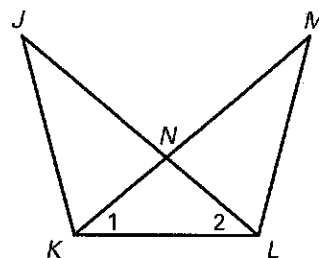
For use with pages 264–270

In Exercises 16 and 17, complete the proof.**16. GIVEN:** $\angle BAC \cong \angle BCA$, $\overline{BD} \cong \overline{BE}$ **PROVE:** $\angle BDC \cong \angle BEA$

Statements	Reasons
1. $\angle BAC \cong \angle BCA$	1. ?
2. ?	2. Converse of Base Angles Theorem
3. $\angle B \cong \angle B$	3. ?
4. ?	4. Given
5. ?	5. SAS Congruence Postulate
6. $\angle BDC \cong \angle BEA$	6. ?

**17. GIVEN:** $\overline{JN} \cong \overline{MN}$, $\angle 1 \cong \angle 2$ **PROVE:** $\overline{JK} \cong \overline{ML}$

Statements	Reasons
1. ?	1. Given
2. $\overline{NK} \cong \overline{NL}$	2. ?
3. ?	3. Definition of \cong segments
4. ?	4. Given
5. $JN = MN$	5. ?
6. ?	6. Addition property of equality
7. $JN + NL = JL$ $MN + NK = MK$	7. ?
8. ?	8. Substitution property of equality
9. $\overline{JL} \cong \overline{MK}$	9. ?
10. ?	10. Reflexive property of congruence
11. $\triangle JKL \cong \triangle MLK$	11. ?
12. $\overline{JK} \cong \overline{ML}$	12. ?

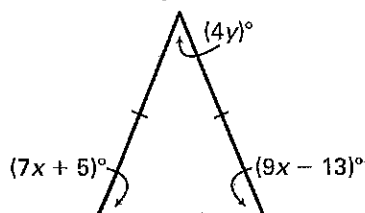


LESSON
4.7**Practice C**

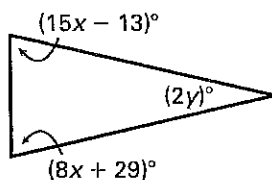
For use with pages 264–270

Find the values of x and y .

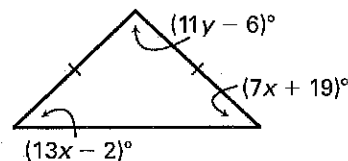
1.



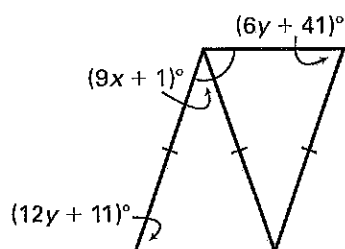
2.



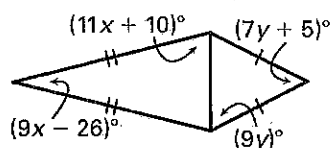
3.



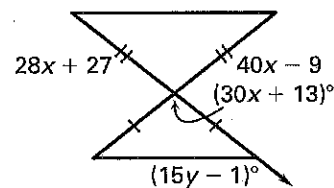
4.



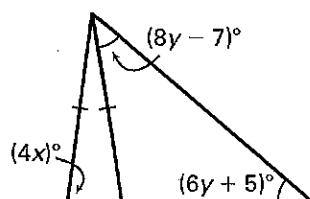
5.



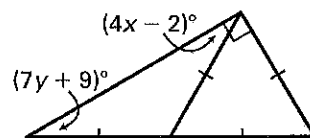
6.

**Find the values of x and y , if possible. If not possible, explain your reasoning.**

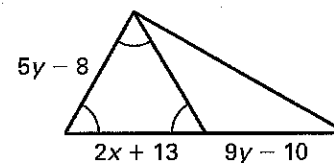
7.



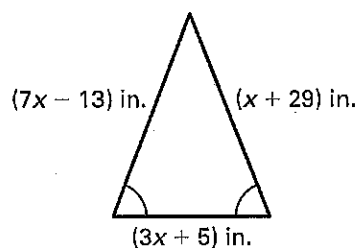
8.



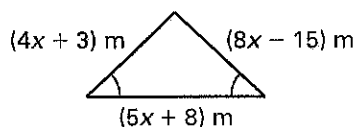
9.

**Find the perimeter of the triangle.**

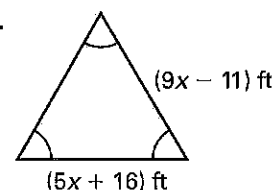
10.



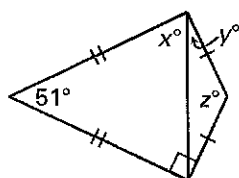
11.



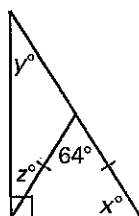
12.

**Find the values of x , y , and z .**

13.



14.



15.

